



2017 PROGRAM SERVICES REPORT

Average for FP Affiliates vs FPGD




CENSUS

	Affiliates	FPGD
Number of Family Promise Affiliates	209	-
Individuals served	14,037	-
<i>Average number of individuals served</i>	<i>67</i>	<i>75</i>
<i>Average number of families served</i>	<i>20</i>	<i>22</i>
<i>Average number of children served</i>	<i>39</i>	<i>44</i>
<i>Average number of children age 5 and under</i>	<i>17</i>	<i>21</i>
<i>Percent of total who are children</i>	<i>58%</i>	<i>59%</i>
Percent of total children age 5 and under	43%	48%
Average length of stay (days)	58	36



HOUSING STATUS AT EXIT

	Affiliates	FPGD
Percent of families securing permanent housing	59%	76%
Percent of families securing transitional housing	10%	0%
Percent of families securing shared housing	13%	5%



FAMILY COMPOSITION

	Affiliates	FPGD
Female headed single-parent families	66%	45%
Male headed single-parent families	6%	14%
Two-parent families	25%	41%
Other family composition	3%	0%